


NATURAL LIGHT TUBULAR SKYLIGHTS

The Difference between Night and Day!

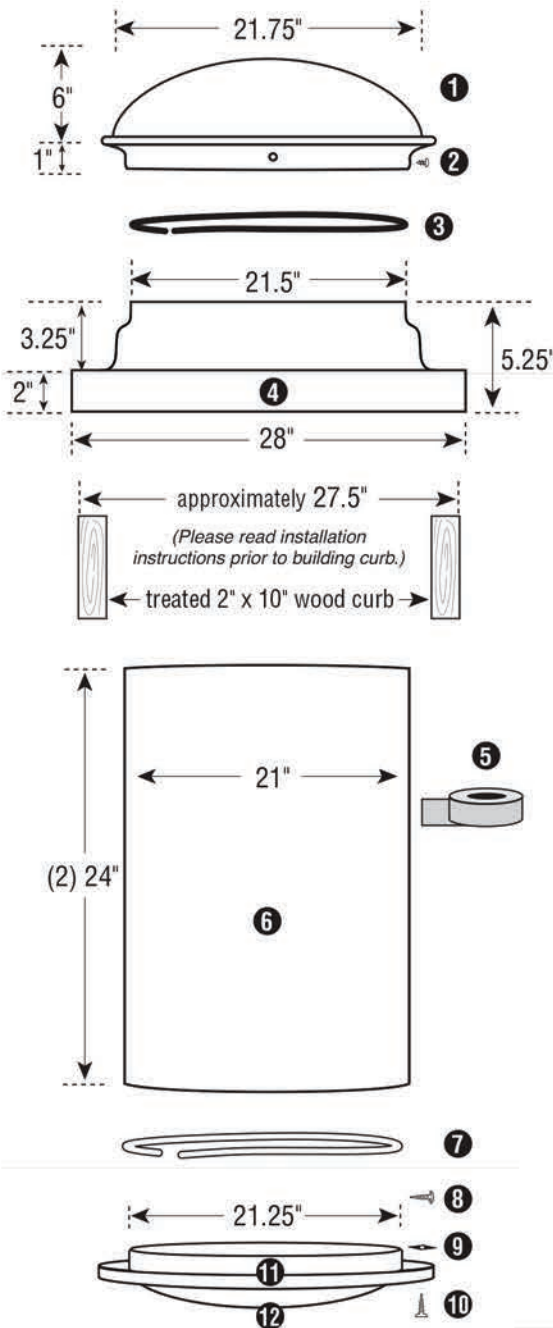


Dark warehouses and commercial office buildings are no match for Natural Light's tubular skylights. Installed on virtually any type of roof surface in under two hours, our 21" commercial units are capable of delivering up to 1400 watts of light without the heat gain or heat loss of a standard framed-in skylight.



25-YEAR PRODUCT WARRANTY

ICC-ES LISTED
FLORIDA BUILDING CODE APPROVED
HURRICANE TESTED & APPROVED



21" FLAT ROOF FLASHING

1. Clear UV Protected, 100% High Impact Acrylic Dome
2. (4) Philips Head Stainless Steel 1/4" Sheet Metal Screws
3. Black Nylon Horsehair Gasket (Self-Adhesive Backed)
4. Pure Commercial Grade, 1100 Series Aluminum Flashing
5. Heavy Duty Foil Tape
6. Light Pipe, (2) 24" Sections per Kit
7. White Nylon Horsehair Gasket (Self-adhesive Backed)
8. (6) Tek Screws
9. (3) Black Speed Nuts
10. (3) 1 1/2" Phillips Screws
11. White Powder Coated Aluminum Trim Ring/Ceiling Ring
12. Acrylic Soft White or Prismatic Diffuser

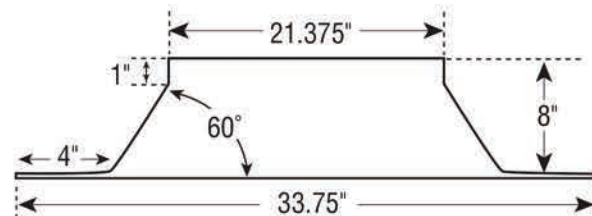
COVERAGE AREA - up to 700 sq. ft.
WATTAGE OUTPUT EQUIVALENT - up to 1450 watts
MAXIMUM TUBE LIGHT LENGTH - 20 feet



WAREHOUSE 21" TRIM RING
for suspended installations in open ceilings



21" FLAT ROOF FLASHING



WAREHOUSE TRIM RING
for suspended installations
in open ceilings



TRANSITION BOX
for drop ceiling installations

